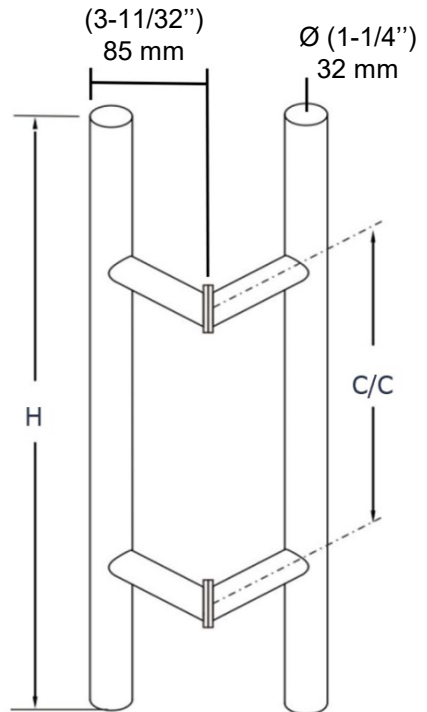
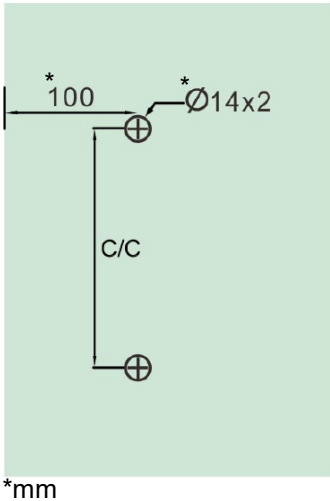


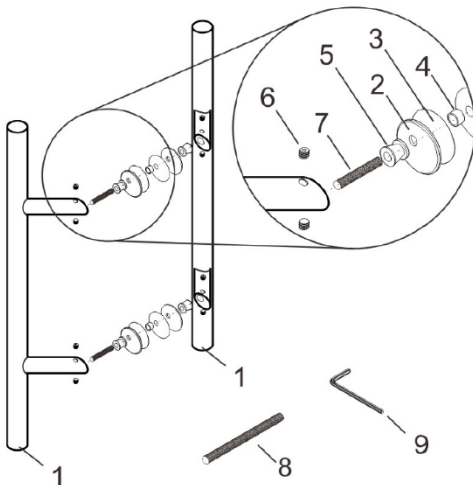
Offset Round Ladder Handle

Code	Material	H	C/C
7057260320S170	SS316	(72") 1828 mm	(60") 1524 mm

► Measurements



► Components



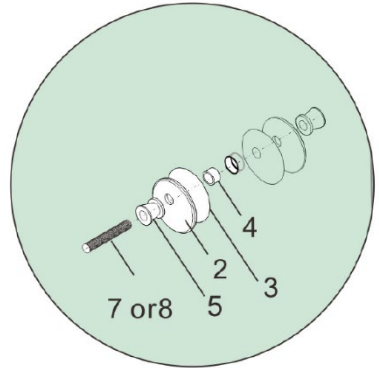
#	Name	Qty
1	Handle	2
2	Metal Washer dia 41mm	4
3	Gasket	4
4	Plastic Washer	2
5	Collar	2
6	Set Screw M6x6mm	4
7	Screw M8x45mm	2
8	Screw M8x80mm	2
9	Allen Key 3mm	1

Offset Round Ladder Handle

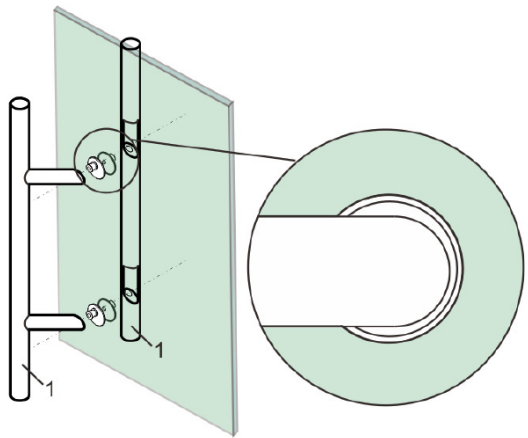
► Installation

Install the exterior handle as shown with one gasket and metal washer on each side of the glass.

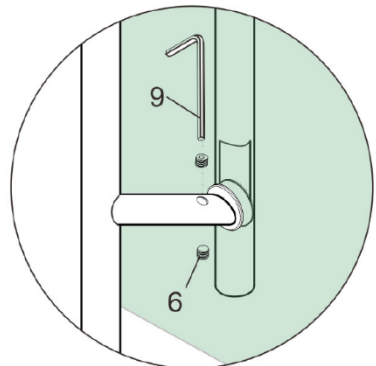
- *Philips screwdriver not included
- *Use the 45mm screw for glass doors 10-12mm thick
- *Use the 80mm screw for wood doors 35-55mm thick



Install the handles onto the collars, making sure the washers are properly aligned



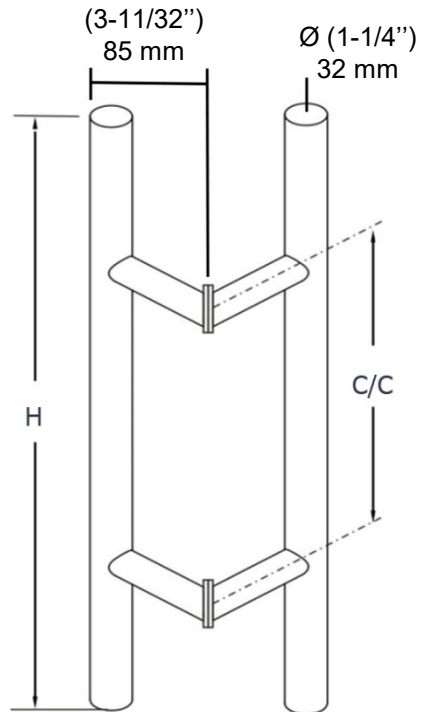
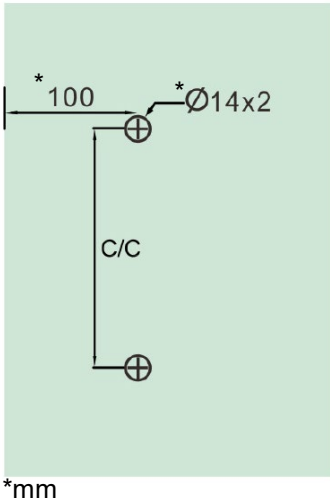
Install the set screws and tighten with the Allen key to finish the installation



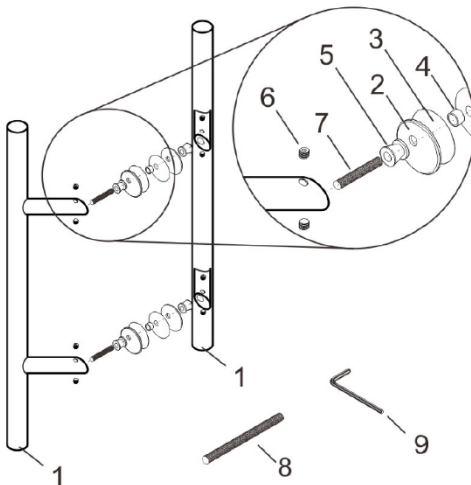
Poignée échelle ronde décentrée

Code	Matériel	H	C/C
7057260320S170	SS316	(72") 1828 mm	(60") 1524 mm

► Dimensions



► Composantes

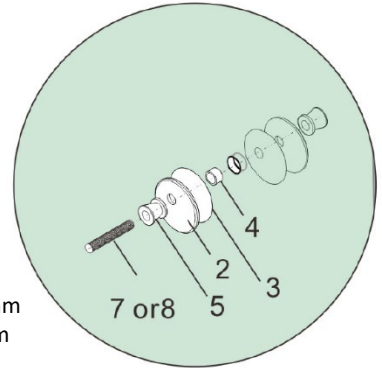


#	Nom	Qté
1	Poignée	2
2	Rondelles en métal 41mm dia	4
3	Joints	4
4	Rondelles en plastique	2
5	Collier	2
7	Vis M6x6mm	4
8	Vis M8x45mm	2
9	Vis M8x80mm	2
10	Clé Allen 3mm	1

Poignée échelle ronde décentrée

► Installation

Installez la poignée extérieure comme illustré avec un joint et une rondelle métallique de chaque côté du verre.

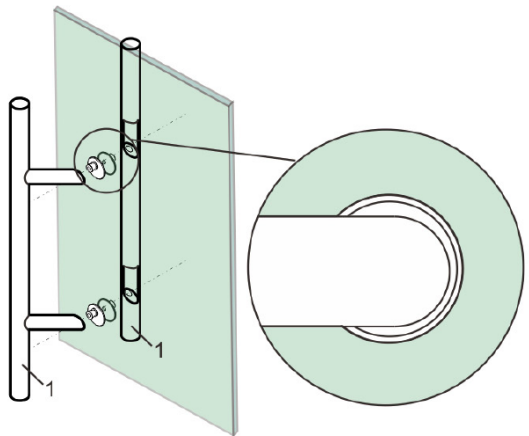


*Tournevis Philips non inclus

*Utilisez la vis de 45 mm pour les portes en verre de 10-12 mm

*Utilisez la vis de 80 mm pour les portes en bois de 35-55 mm

Installez les poignées sur les colliers en vous assurant que les rondelles sont correctement alignées



Installez les vis de réglage et serrez avec la clé Allen pour terminer l'installation

